


Products	15.0
Application Examples	15.1

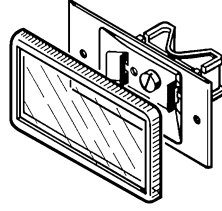


Products

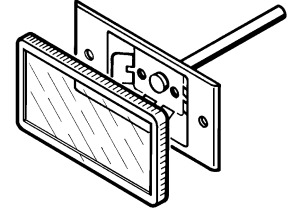
**Universal Holder UNI
with Fixing Strap**



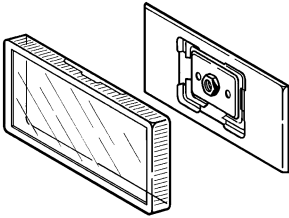
**Universal Holder UNI
without Fixing Strap**



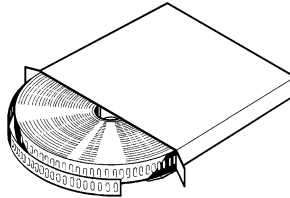
Welding Holder UNI



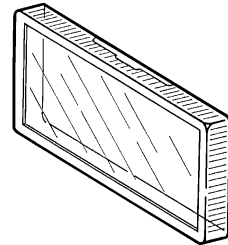
Screw Holder SHT



Fixing Strap SB




Clear Plastic Cover SHA



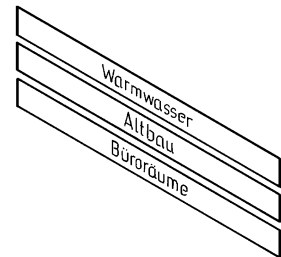
Printed Sign Plate LOGT



Sign Plate for Inserts LOGN



Blank Insert SLT



Application Examples

Universal Holder with Fixing Strap

The Fixing Strap has to be bent around the pipe and slotted into the Holder. The assembly is firmly secured by tightening the centre bolt of the Holder.

Screw Holder on MS 27

Screw Holder on to MS 27 with Threaded Stud M8/25 in Block PB 27; adjustment of position is also possible with nut M8. Vertical application is also possible.

Welding Holder

Screw Holder

It can be fixed directly on the pipeline. For assembling of Screw Holder pipe clamps with M8 thread connection are necessary.

▲ Perfect manufacturing and visual appearance:
All signs are screwed side by side to the channel.

The Plastic Cover is part of each Holder and suitable for the following signs:

All Signs can be delivered with an individual logo.
See main catalogue for order information.
By mail you can inform us directly about your wishes concerning colour combination and text layout.

All pictures correspond to DIN 1988.

Note:
▶ **Extract from DIN 1988, part 2:** Minimum dimensions 50 x 100 mm. Important facilities of the company are to mark with signs sufficiently and **permanently**.